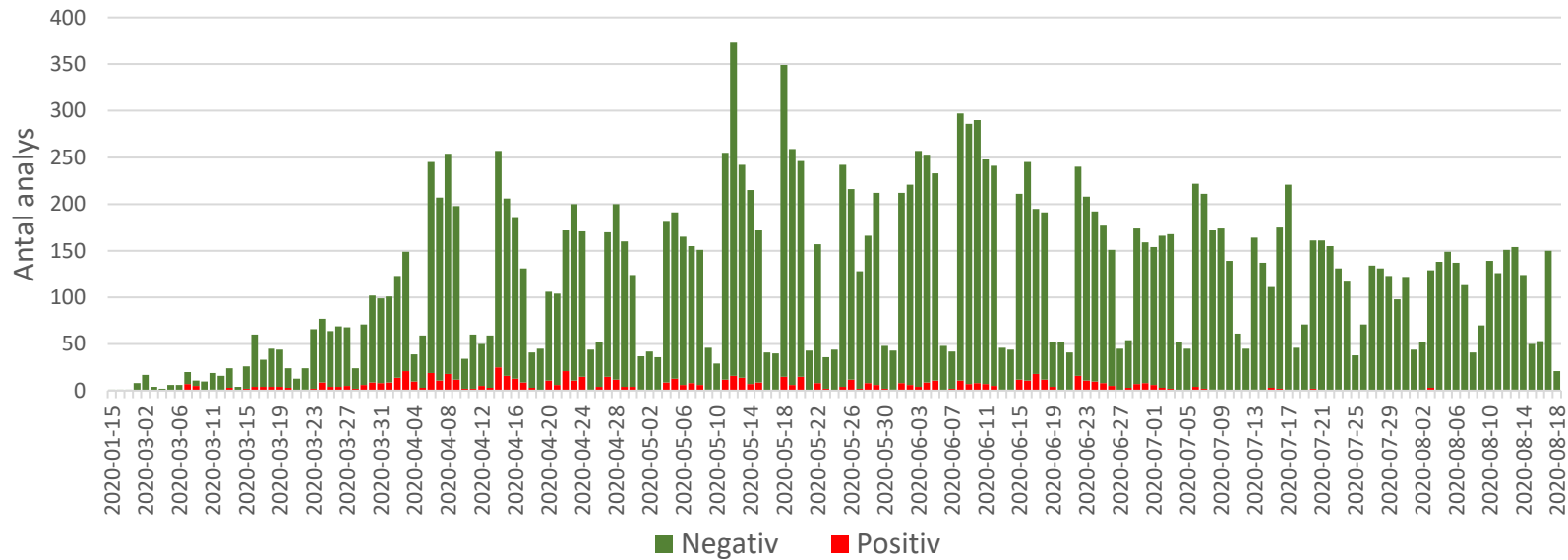
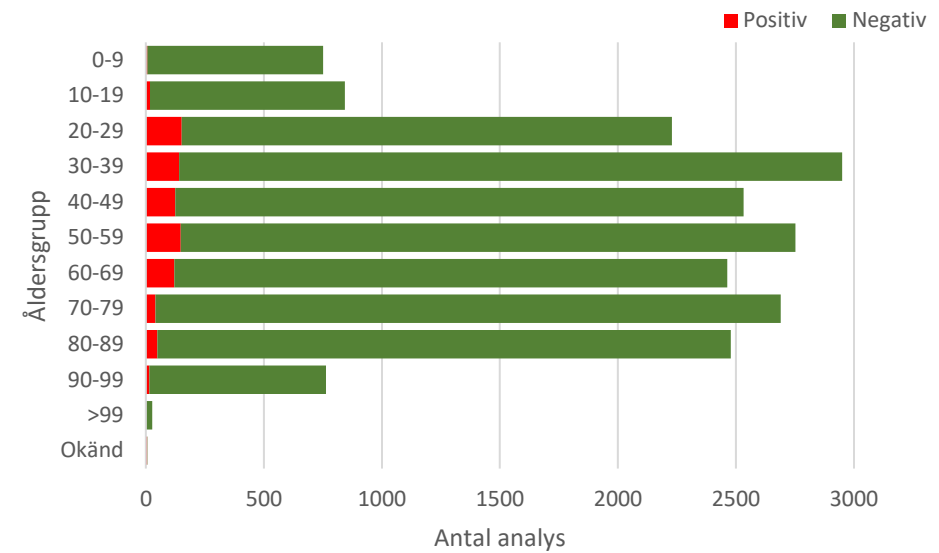


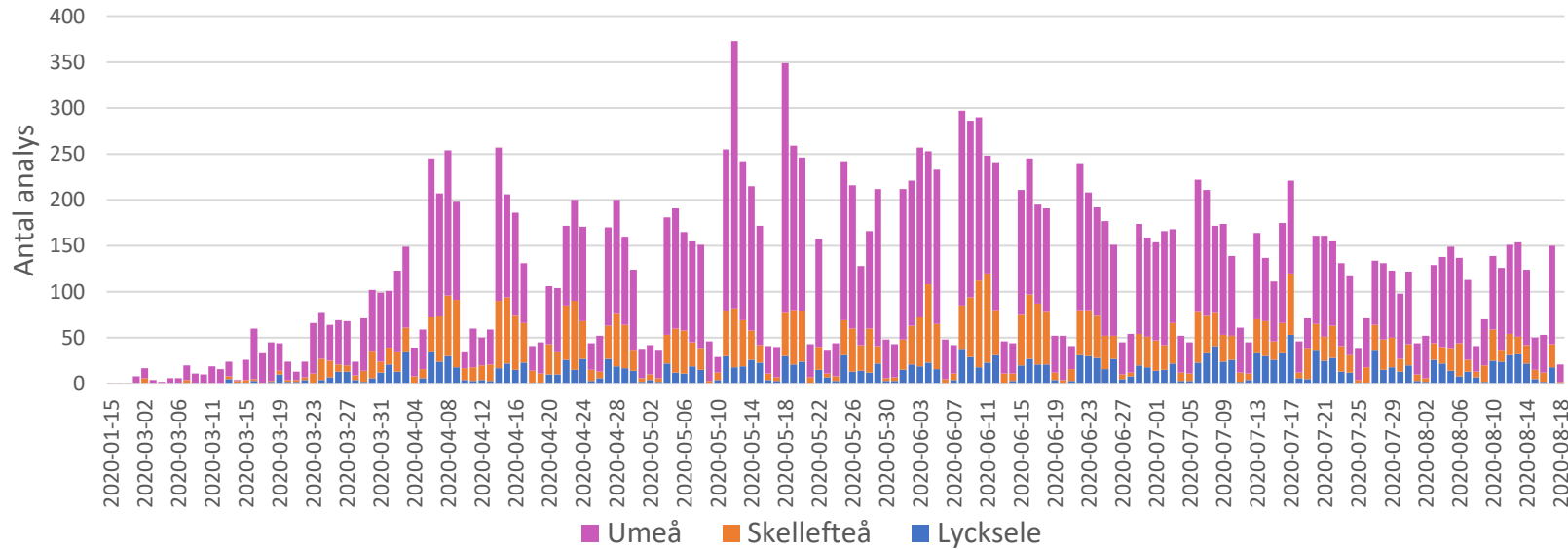
Antal SARS-CoV-2-PCR-analyser (Region Västerbotten)



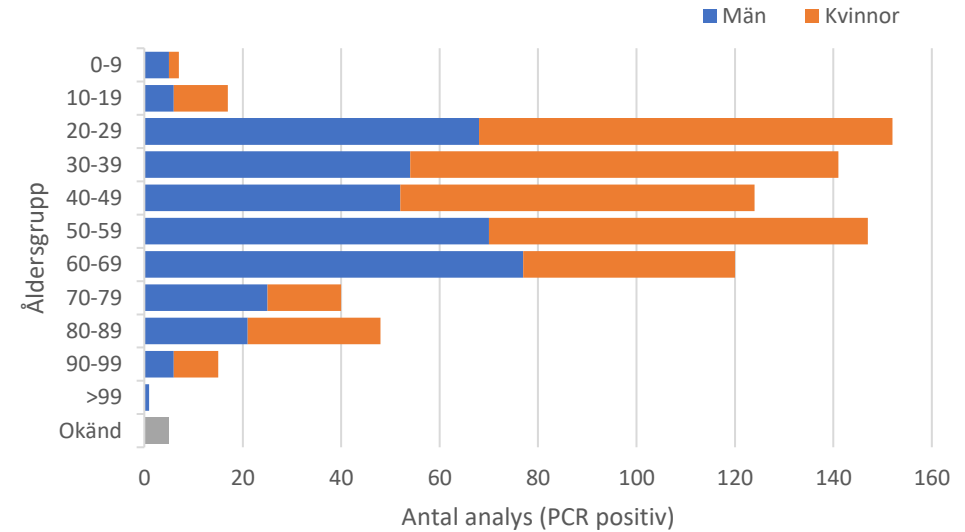
Antal SARS-CoV-2-PCR-analyser (åldersfördelning)



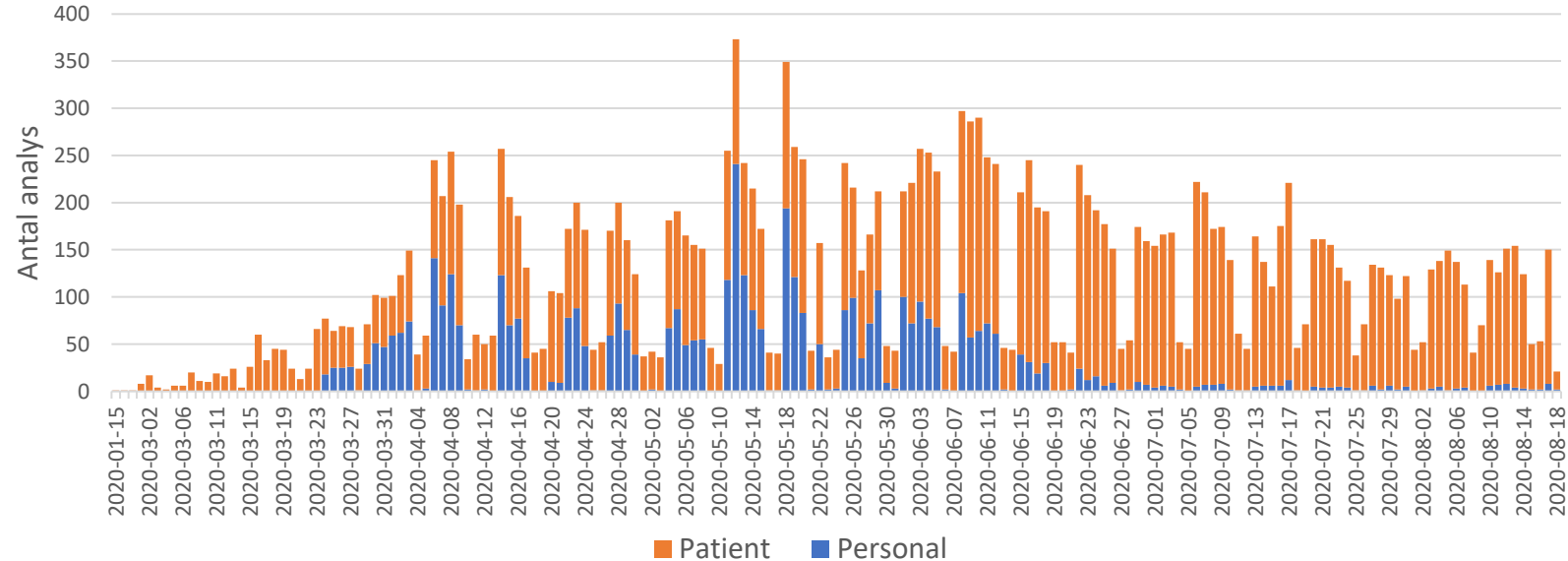
Antal SARS-CoV-2-PCR-analyser, per ort



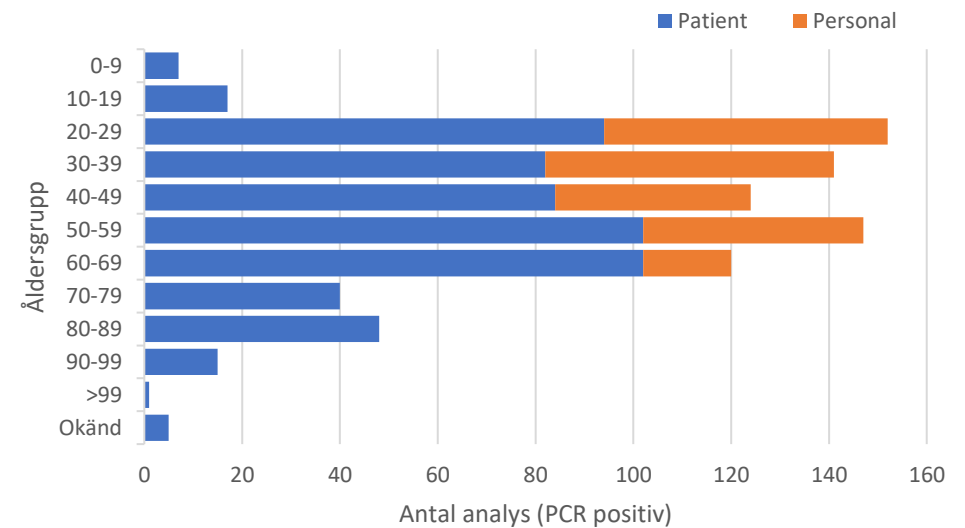
Män vs kvinnor (SARS-CoV-2-PCR positiv)



Antal SARS-CoV-2-PCR-analyser (Personal vs Patient)



Patient vs personal (SARS-CoV-2-PCR positiv)



	Positiv		Negativ		Total	
	Antal analys	(%)	Antal analys	(%)	Antal analys	(%)
Män	385	(4,6%)	8001	(95,4%)	8386	(100%)
Kvinnor	427	(3,5%)	11668	(96,5%)	12095	(100%)
Okänd	5	(71,4%)	2	(28,6%)	7	(100%)
Total	817	(4,0%)	19671	(96,0%)	20488	(100%)

	Positiv		Negativ		Total	
	Antal analys	(%)	Antal analys	(%)	Antal analys	(%)
Umeå	502	(3,6%)	13273	(96,4%)	13775	(100%)
Skellefteå	269	(6,2%)	4099	(93,8%)	4368	(100%)
Lycksele	46	(2,0%)	2299	(98,0%)	2345	(100%)
Total	817	(4,0%)	19671	(96,0%)	20488	(100%)

	Positiv		Negativ		Total	
	Antal analys	(%)	Antal analys	(%)	Antal analys	(%)
Patient	597	(3,8%)	15257	(96,2%)	15854	(100%)
Personal	220	(4,7%)	4414	(95,3%)	4634	(100%)
Total	817	(4,0%)	19671	(96,0%)	20488	(100%)

Åldersgrupp	Positiv		Negativ		Total	
	Antal analys	(%)	Antal analys	(%)	Antal analys	(%)
0-9	7	(0,9%)	744	(99,1%)	751	(100%)
10-19	17	(2,0%)	826	(98,0%)	843	(100%)
20-29	152	(6,8%)	2077	(93,2%)	2229	(100%)
30-39	141	(4,8%)	2810	(95,2%)	2951	(100%)
40-49	124	(4,9%)	2409	(95,1%)	2533	(100%)
50-59	147	(5,3%)	2605	(94,7%)	2752	(100%)
60-69	120	(4,9%)	2343	(95,1%)	2463	(100%)
70-79	40	(1,5%)	2650	(98,5%)	2690	(100%)
80-89	48	(1,9%)	2431	(98,1%)	2479	(100%)
90-99	15	(2,0%)	748	(98,0%)	763	(100%)
>99	1	(3,7%)	26	(96,3%)	27	(100%)
Okänd	5	(71,4%)	2	(28,6%)	7	(100%)
Tota	817	(4,0%)	19671	(96,0%)	20488	(100%)

Enbart PCR-analyser som var utförda i Umeå redovisas.
Datautdrag 2020-08-19 kl 02:00